

# Automated Packaging Systems Technician Pathway

EXPERIENCE. SUCCESS. ONE STACKABLE CREDENTIAL AT A TIME.

Career Pathways are an innovative model that connects progressive levels of education allowing you to build upon your education in increments. Along the way you develop job skills, have potential for higher earnings, and become more marketable to employers. WITC also has support services available to help you along the pathway, including Study Skills, Employment Services, Accommodations, Financial Aid, and others.

**1 YEAR PART TIME**

**> Mechatronics Basics**  
Embedded Technical Diploma

**CAMPUS**  
Rice Lake or Mobile Lab

**CREDITS 15**

**ESTIMATED 2016-2017 TUITION**  
\$2,211.50 Books \$918.50\*  
(Additional tools and supplies may be needed)

**POTENTIAL CAREERS**  
Entry Level Electro-Mechanical Assembler, Maintenance Technician, Manufacturing Customer Service

**POTENTIAL STARTING WAGES**  
\$29,140-\$37,370 annually\*\*

**2 YEARS FULL TIME**

**> Automated Packaging Systems Technician**  
Technical Diploma

**CAMPUS**  
New Richmond

**CREDITS**  
52 Credits Remain – If successfully completed the Mechatronics Technician Embedded Technical Diploma  
Total Credits Needed to Receive Degree 67

**ESTIMATED 2016-2017 TUITION** \$10,132;  
Books \$2,013; Tools/Supplies \$650\*

**Financial Aid Eligible**

**POTENTIAL CAREERS**  
Packaging Systems Assembler, Maintenance Technician, Field Service Technician, Line Mechanic/ Adjuster, Packaging Systems Operator

**POTENTIAL STARTING WAGES**  
\$39,600-\$49,850 annually\*\*

**WITC 2015 GRADUATES\*\***  
Employed Within 6 Months 100%  
Average Yearly Salary \$47,394

**BEYOND WITC**

**> Bachelor's Degree**  
(Transfer programs may vary)

UW-Green Bay  
UW-Stout

(The above college has an agreement for credit transfers with WITC. Other colleges may also accept credits.)

**POTENTIAL CAREERS**  
High School Technology Education Instructor, Manufacturing Engineer, Mechatronics Engineer, Mechanical Engineer

**POTENTIAL STARTING WAGES**  
\$27,990-\$53,680\*\*



Experience. Success.

\*Tuition and book costs are for the entire program during the 2016-2017 school year (total credit amount listed). If you have completed previous credits and/or an embedded technical diploma that transfers into the more advanced program, your program costs may be less. Please speak with a WITC representative if you have questions on how costs are determined. Costs may vary by campus and are subject to change. Not all book costs have been updated for the 2016-2017 school year.

\*\* Data compiled from Wisconsin's Worknet, June 2016. When possible the average wages are figured from all 11 counties representing the WITC District. <http://worknet.wisconsin.gov/worknet/wagecomparison.aspx?menuselection=ce> . WITC data is from the 2014-2015 Graduate Follow-Up Report.

**> CONTACT US TODAY TO GET STARTED ON YOUR FUTURE!**

Please call **800.243.9482** or email: [admissionadvisors@witc.edu](mailto:admissionadvisors@witc.edu) to speak with an Admissions Advisor

# Automated Packaging Systems Technician Pathway

EXPERIENCE. SUCCESS. ONE STACKABLE CREDENTIAL AT A TIME.

HIGH SCHOOL STUDENTS	ADULT BASIC EDUCATION & ENGLISH LANGUAGE LEARNERS	VETERANS
Take college classes while in high school (HS Dual Credit).	Receive academic support to reach your program and career goals. Available through structured classes or individual assistance	Connect with the WITC Financial Aid Office to get started on your benefits paperwork
Participate in High School Academies & other Exploratory Opportunities	GED/HSED Preparation	

Work with an Accommodations Specialist throughout your transition to college. For more information, go to [www.witc.edu/stusvcs/disability.htm](http://www.witc.edu/stusvcs/disability.htm)

Unsure what career you want to pursue? Meet with a Career Specialist for exploration activities. Email [CareerSpecialists@witc.edu](mailto:CareerSpecialists@witc.edu) to set up an appointment.

## Admission Steps ([witc.edu/admissions](http://www.witc.edu/admissions)):

**Associate Degree or Technical Diploma** (Full or Part-Time):

**Must complete all three steps.**

1. Apply (include \$30 Fee if applicable)
2. Study & Assess – Take the Accuplacer admissions assessment or submit other eligible scores
3. Interview with a WITC counselor

Some programs may have additional program requirements. To review, please go to [www.witc.edu/programs](http://www.witc.edu/programs) (select program of choice) and click "Overview" to the left of the screen.

**Certificate:** Apply (no fee) and register for courses

**Take one class:** Register during Open Enrollment\*\* (no application required)

Depending upon the course, you may be required to assess or submit other eligible college entrance scores.

\*\*For program/class questions and Open Enrollment Dates, contact a WITC Admissions Advisor at 800.243.9482 or [admissionadvisors@witc.edu](mailto:admissionadvisors@witc.edu)

## Financial Assistance

Admitted program students may be eligible to apply for Financial Aid ([www.fafsa.gov](http://www.fafsa.gov)) & WITC Scholarships ([www.witc.edu/scholarships](http://www.witc.edu/scholarships)).

To see if you may be eligible for other training assistance and/or career and employment assistance, contact your local workforce development office:

**Northwest Wisconsin CEP:** 715.682.9141 or [info@nwcep.org](mailto:info@nwcep.org) (for those who live in Ashland, Bayfield, Burnett, Douglas, Iron, Rusk, Sawyer or Washburn Counties) **OR**

**Workforce Resource:** 715.234.6302 (for those who live in Barron, Polk, or St. Croix Counties)

## 2016-2017 COST PER CREDIT (WI & MN Residents)

\$144/credit. Online courses are an additional \$10/credit (plus books and supplies)

## Earn Credit for What You Already Know

Have you already completed courses towards this program, have work experience or feel you can test out? If so, you may be eligible for Credit for Prior Learning. Please check out the website to start the process:

**High School (HS Dual Credit):** <http://www.witc.edu/academics/transfer/high-school.htm>

**National Exams (AP, CLEP, DSST, IB) / Industry Certifications:**

<http://www.witc.edu/academics/transfer/exam-certification.htm>

**Work / Life Learning:** <http://www.witc.edu/academics/transfer/life-work.htm>



**Challenge Exams:** <http://www.witc.edu/academics/transfer/challenge-exams.htm>

**Military Service:** <http://www.witc.edu/academics/transfer/military.htm>

**Credit from Other Colleges:** <http://www.witc.edu/academics/transfer/credit-other.htm>


## Class Formats Offered

To view specific class times within the programs, go to [witc.edu](http://www.witc.edu) and click on "Class Finder Class Search and Register" on the left of the screen and search under the "Credit" section.

AUTOMATED PACKAGING SYSTEMS TECHNICIAN		
MECHATRONICS BASICS MOBILE LAB		

NEW RICHMOND  
OFF-SITE  
LOCATION\*\*\*

\*\*\*The Mechatronics Technician program has been approved for two grants through the Wisconsin Technical College System (WTCS). The first grant provides for training throughout the WTCS District, through the use of a mobile lab. The second grant approves funding to assist with the development of the Mechatronics Technician embedded Technical Diploma and creation of short term training options. If interested in participating in short term courses or learning about the mobile lab, please contact Eric Lockwood at 1.800.243.9482 x4297.

KEY: In-Person Classes: 

## 2017-2018 START DATES:

**FALL 2017:** August 28, 2017

**SPRING 2018:** January 22, 2018

\*\*\*The Mechatronics Mobile Lab may have varied start dates, based upon interest



WISCONSIN  
INDIANHEAD  
TECHNICAL  
COLLEGE

Please call 800.243.9482 or email:  
[admissionadvisors@witc.edu](mailto:admissionadvisors@witc.edu) to  
speak with an Admissions Advisor to  
get started

*Experience. Success.*

WITC is an Equal Opportunity/Access/Affirmative Action/Veterans/Disability Employer and Educator.