

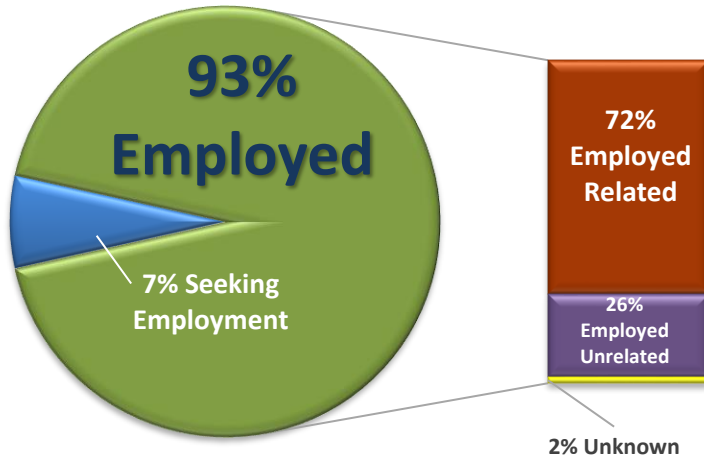


WISCONSIN  
INDIANHEAD  
TECHNICAL  
COLLEGE

# 2016 GRADUATE SURVEY

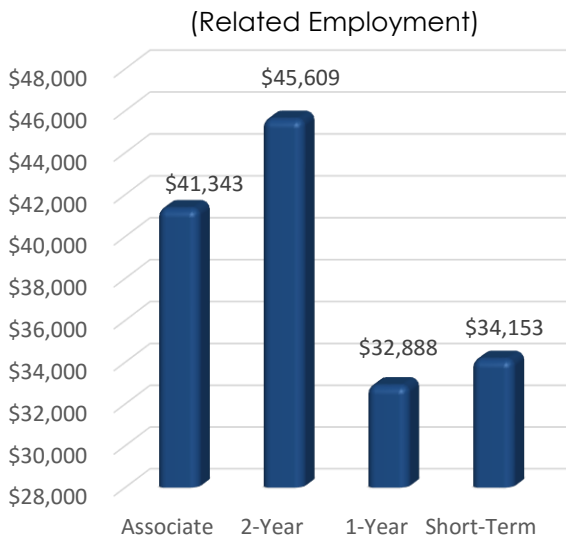
## SUCCESS AFTER GRADUATION

*WITC Graduates Start Their Careers Within A Year After Graduation*



"WITC broadened my perspective on the world in a way I never could have imagined. I made connections that will last a lifetime and met people who have changed my life forever. I will always be grateful for my journey and education from WITC."

*WITC Graduates Earn Competitive Starting Salaries*



# \$37,829

## AVERAGE YEARLY SALARY

(All Programs - Related Employment)

*WITC Graduates Work in Wisconsin (Related Employment)*

- **74%** of graduates stay and **contribute** to Wisconsin's economic development.
- **61%** of graduates work in **WITC's 11-County District**.

**97%** ARE **VERY SATISFIED/SATISFIED** WITH THE TRAINING THEY RECEIVED AT WITC AND **WOULD RECOMMEND WITC** TO A FRIEND OR FAMILY MEMBER.

(over)

# WITC 2016 Graduates . . .

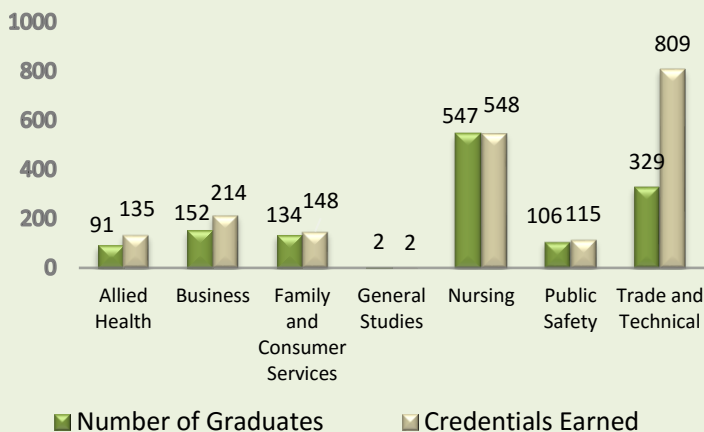


**1,361 Graduates** (earned 2,255 credentials)  
**1,142 Responded to Survey**  
**84% Response Rate**

- Average age is 26; Range 15-74
- 65% are female
- 6% are ethnic minorities

"WITC prepared me to obtain gainful employment. WITC staff are knowledgeable about their subjects and when I was in doubt, they were there with support."

## Number of Graduates and Credentials Earned by College Division



Of the 1,142 graduates responding to our survey, **882** were in the **labor force**. Of those, **93%** were **employed** and **72%** were **employed** in a job related to their training.


## THOSE NOT IN THE LABOR FORCE CITED THESE REASONS:

- 89% to continue their education
- 5% full-time family responsibilities
- 2% were disabled
- 4% gave other reasons

## 2016 Graduates' Reasons for Attending

Nearly three-fourths of WITC graduates chose WITC to prepare them for their future career, help them make a career change or to improve their existing job skills.

- 39% Preparation for Employment
- 20% Career Change
- 19% Preparation for Further Education
- 11% Improve Existing Job Skills
- 7% Personal Interest
- 3% Other Reasons



For more information on the **2016 Graduate Follow-Up Survey**, visit WITC's Web site at:

[www.witc.edu/gradfollowup](http://www.witc.edu/gradfollowup)