



FIVE-YEAR LONGITUDINAL FOLLOW-UP 2009-10 GRADUATES

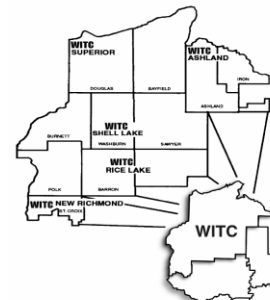
Graduate Success – Five Years Later

- **98%** of graduates are **employed**.
- **75%** of those employed are working in a career that is **related** to their WITC training.



"I received both the soft and hard skills at WITC. Hard skills in class, and soft in many class and out-of-class activities."

- **87%** said **WITC training** was **very important or important** in beginning their **careers**.
- **79%** said **WITC training** was **very important or important** in their career **advancement**.
- **52%** have received at least one job **promotion** since graduating from WITC.



Graduates' Salaries Increase 54%

AVERAGE YEARLY SALARY
(RELATED EMPLOYMENT ONLY)

2011 – Graduate
Follow-Up

\$30,198

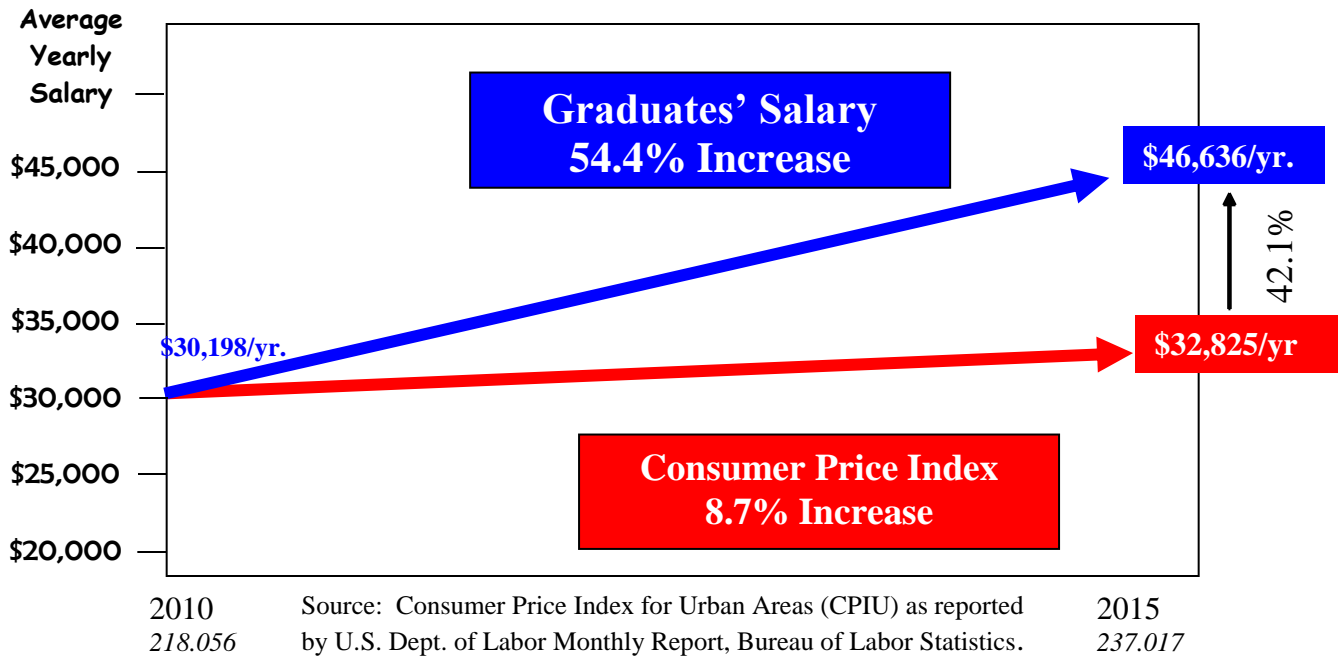
2016 – Longitudinal
Follow-Up

\$46,636

- **75%** of graduates are **working** in **Wisconsin** contributing to the state's economic development.
- **63%** work in the **WITC** 11-county **district**.

FIVE-YEAR LONGITUDINAL FOLLOW-UP OF 2009-10 GRADUATES

Average Yearly Salary Increase Compared to Consumer Price Index Increase




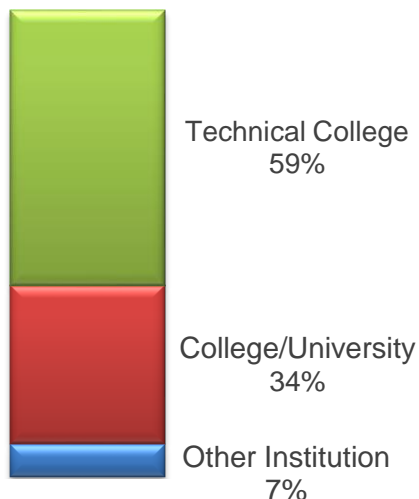
WITC Graduates Are Life-Long Learners

Nearly two-thirds of 2010 graduates have completed **additional** career-related **training** since graduating from WITC.

"There is no other school that will give you the education so fast at such an affordable price. I have held the same job since I graduated WITC for over 5 years now and I love what I do."

Additional Degrees Earned

- 8 Certificate
- 33 Technical
- 73 Associate
- 59 Bachelor's
- 4 Master's



For more information on the Five-Year Longitudinal Follow-Up Study, visit WITC's Web site at: www.witc.edu/fiveyear